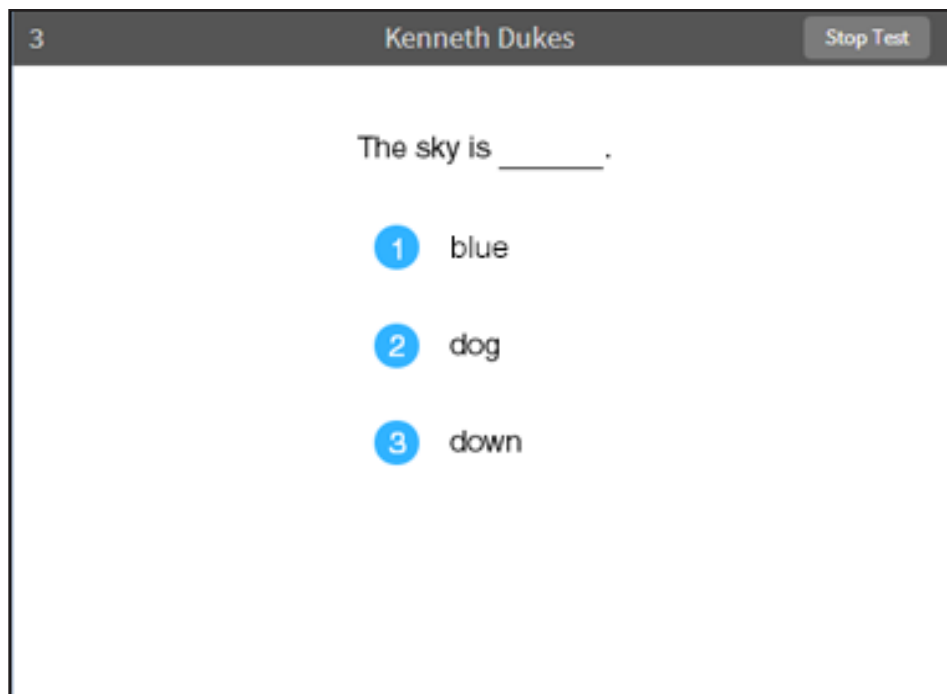


Picture 1

This is what the questions in the first part of the test look like.



STAR Reading Pretest Instructions

Picture 2

This is what the longer questions in the first part of the test look like.

Note: You will see these only if you are in grades 3–12.

3 Kenneth Dukes Stop Test

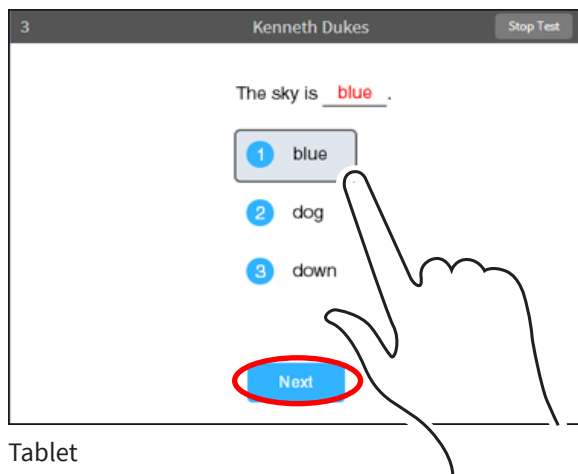
In youth, the tulip-tree, or *Liriodendron Tulipiferum*, the most magnificent of American foresters, has a trunk peculiarly smooth, and often rises to a great height without lateral branches; but, in its riper age, the bark becomes gnarled and uneven, while many short limbs make their appearance on the stem. Thus the difficulty of _____, in the present case, lay more in semblance than in reality.

- 1 invasion
- 2 ascension
- 3 accession
- 4 secession

Picture 3

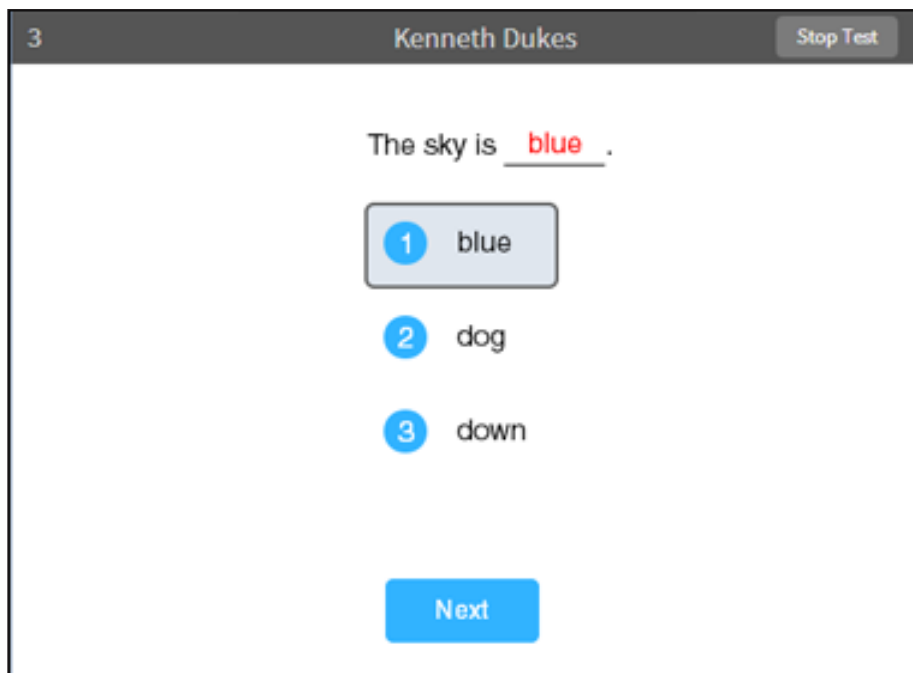
Each possible answer has a number next to it (**1**, **2**, **3**, or **4**).

To answer on a *tablet*, tap your answer choice. Then, enter your answer choice by tapping **Next**.



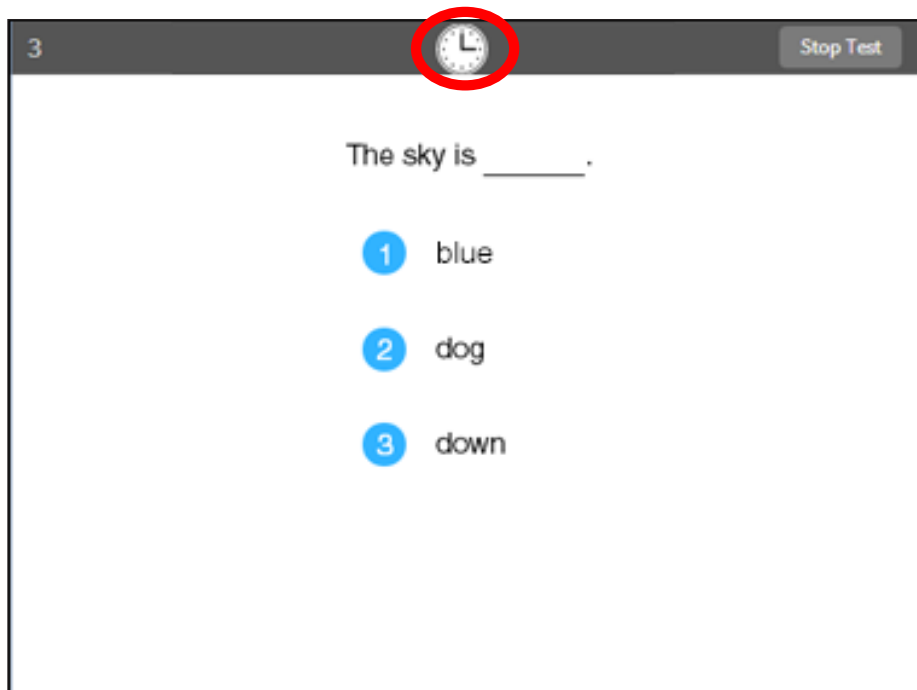
Picture 4

When you choose an answer, you'll see a blue highlight around your choice. You'll also see the word put in the blank. This shows the answer you chose. It does *not* mean that you have selected the correct answer.



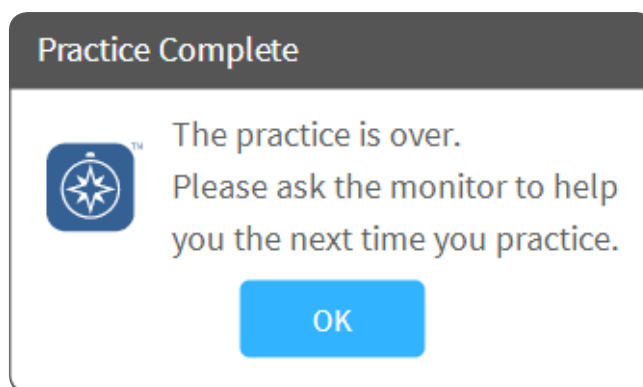
Picture 5

A clock in the top part of the screen means that time is almost up for this question. Choose your answer quickly.



Picture 6

If you see this message during the practice, raise your hand and ask the teacher or test monitor for help.



Picture 7

If you see this message, you will get to answer additional questions in a second part of the test. Answer the practice questions and test questions in the second part of the test the same way you did for the first part of the test.



Practice for Part 2 is about to start.