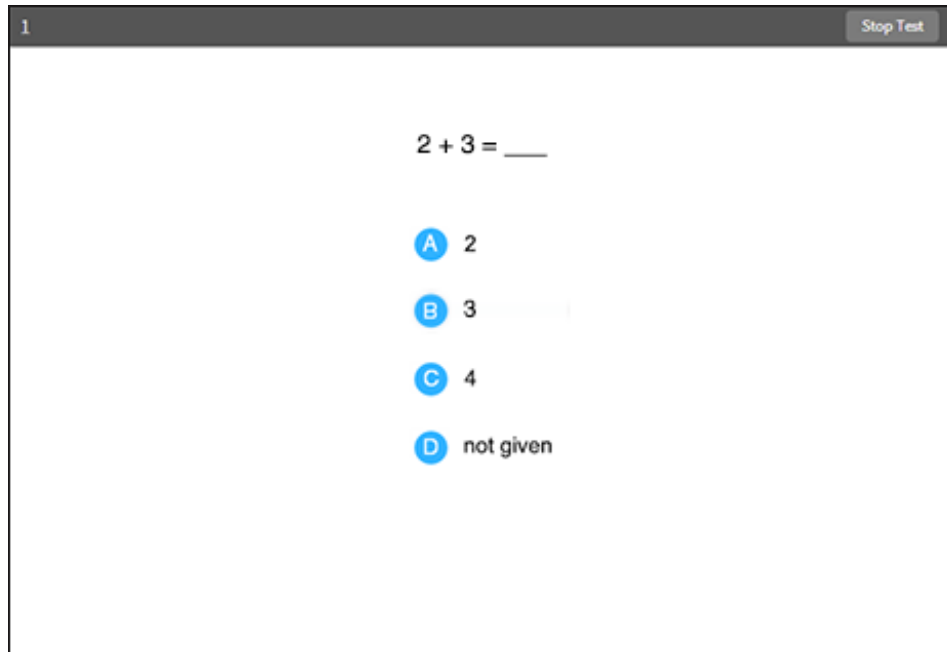


**Picture 1**

This is what the questions look like.



Picture 2

Some algebra and geometry questions will have an on-screen calculator and an on-screen formula reference sheet that you can use to answer the questions.

You can click or tap the calculator buttons, or press the keys on the keyboard to use the calculator. Use the scrollbar on the formula reference sheet to move up and down within it.

9/34 Jason Bell Stop Test

The surface area of a right prism is  $250 \text{ cm}^2$ .  
 The area of its square base is  $25 \text{ cm}^2$ .  
 What is the height of the prism?

A 10 cm

B 20 cm

C 8 cm

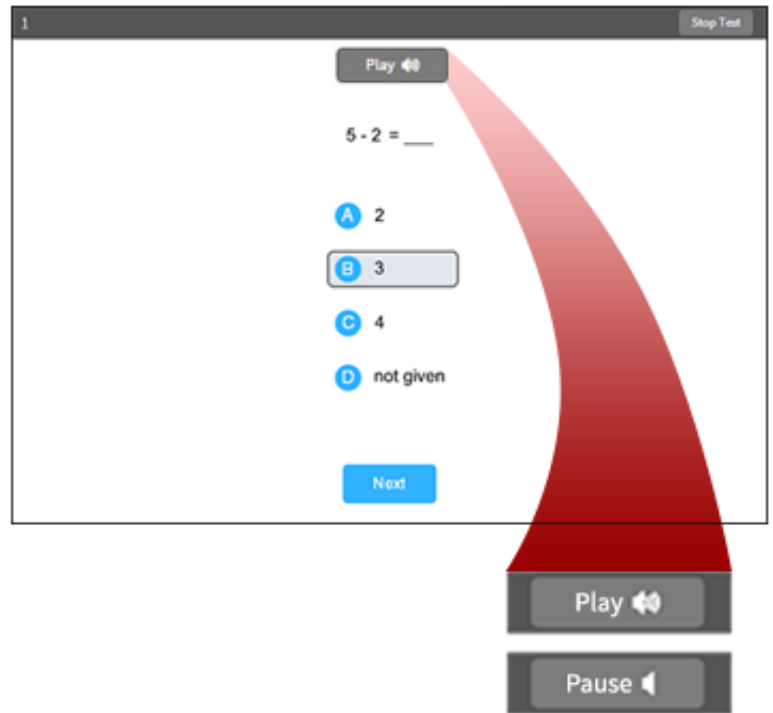
D 15 cm

Rectangular Prism	$S.A. = 2(w + wh + h)$
Right Prism	$S.A. = Ph + 2B$
Cylinder	$2\pi r^2 + 2\pi rh$ $V = \pi r^2 h$
Cone	$S.A. = \pi r l + \pi r^2$ $V = \frac{1}{3}\pi r^2 h$
Pyramid	$S.A. = \frac{Pl}{2} + B$ $V = \frac{1}{3}Bh$
Sphere	$S.A. = 4\pi r^2$ $V = \frac{4}{3}\pi r^3$

### Picture 3

If you are using audio while taking the test, there will be controls in the upper part of the screen that you can use to pause, resume, or replay the audio for the current question.

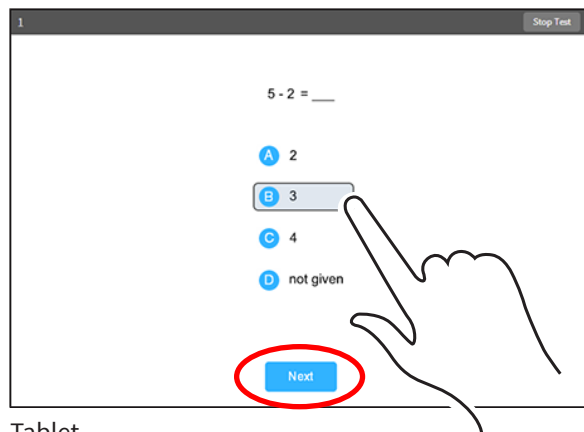
You do *not* have to wait for the audio to finish before answering a question; you can enter your answer at any time.



**Picture 4**

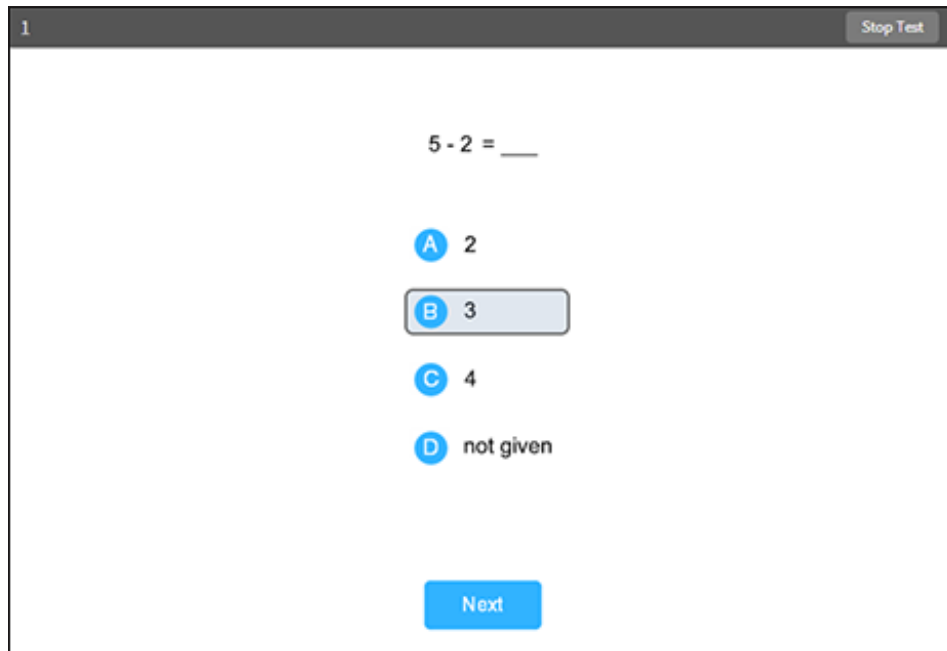
Each possible answer has a letter next to it (**A**, **B**, **C**, or **D**).

To answer on a *tablet*, tap your answer choice. Then, enter your answer choice by tapping **Next**.



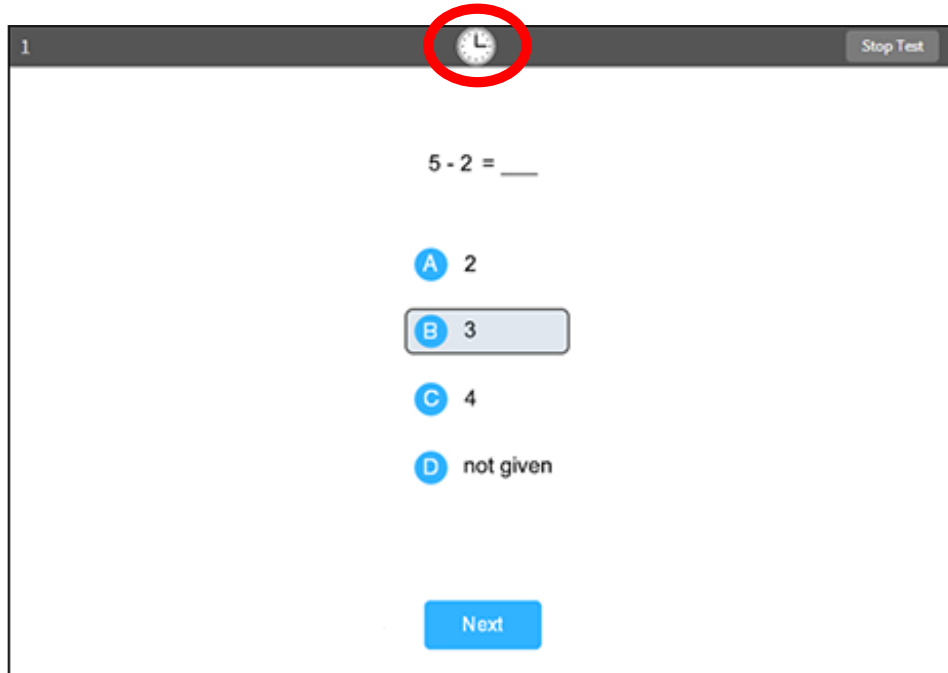
**Picture 5**

When you choose an answer, you'll see a blue highlight around your choice. This shows the answer you chose. It does *not* mean that you have selected the correct answer.



**Picture 6**

A clock in the top part of the screen means that time is almost up for this question. Choose your answer quickly.



**Picture 7**

If you see this message during the practice, raise your hand and ask the teacher or test monitor for help.

